

Mounted Sprayers



[www.kuhn.com](http://www.kuhn.com)

# DELTIS 1000 & 1200



be strong, be **KUHN**







DELTA

1000

1200

# CARRY MORE VOLUME WITH THE SAME TRACTOR

## A DESIGN WORTHY OF THE BIGGEST MODELS

DELTA mounted sprayers have been designed on the same basis as our trailed and self-propelled sprayers.

The OPTILIFT system with parallelogram will guarantee a level of quality and reliability that's worthy of the biggest models.

## SIMPLE YET SUITED TO YOUR NEEDS

First and foremost, DELTA are simple, reliable sprayers that you will quickly come to grips with

- Quick, easy coupling
- Simple, trouble-free set-up
- Intuitive electronic regulation solutions.

## BALANCE IS THE KEY

With their light weight, suspension in transport and 3D suspension, DELTA sprayers are designed to offer constant balance throughout the spraying operation to ensure high output and total reliability.

## KUHN Mounted sprayers



	Tank volume (L)	Working width (m)
DELTA	1000 & 1200 L	14 to 24 m



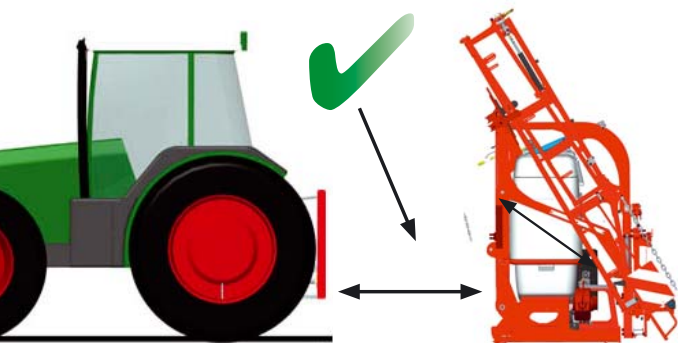
# CARRY MORE VOLUME!



## “L” FRAME

### BALANCE STARTS HERE

The overall design of DELTIS mounted sprayers is based on a simple fact: you cannot always use your main tractor for spraying. The “L” design coupled with the OPTILIFT parallelogram keeps the unladen weight well down compared with rival models. Moreover, the advantageous frame shape means that the weight is transferred above the lifting arms, which are themselves integrated by the EASY-HITCH coupling.




### “EASY-HITCH”, CONNECT, REVERSE, LIFT

The “EASY-HITCH” concept (as standard) provides both quick, comfortable and safe coupling and maximum load transfer due to the reduced space between the tractor and the DELTIS sprayer.



## KUHN “+” POINTS: 3-minute hitching







## MAIN TANK AND RINSING TANK

### BALANCE IS AGAIN THE KEY

The tanks are designed to maintain excellent left/right balance irrespective of fill level. Designed with a deep sump, draining is extremely efficient with very little product left behind. The specific shape of the sump remains efficient, even when tilted. The walls of the polyethylene tanks are perfectly smooth, both inside and out, to facilitate cleaning.

### EFFICIENT RINSING!

Fully integrated into DELTIS sprayers, a 100-litre rinsing tank and the central rotary washer ensure that the main tank is cleaned quickly and efficiently.

### A number of practical features as standard!



1



2



3

- 1 Aluminium dry float gauge for accurate tank level reading
- 2 Fully integrated pressure gauge and hose storage
- 3 Retractable storage stands







## SPRAYERS THAT ARE EASY TO USE...

A sprayer is one of the most important tools on your farm, but it's also a seasonal one. You don't use it every day, so it needs to be easy to get going at the start of each season.

With its intuitive setting up, KUHN has designed a sprayer that's easy to use.



## INTUITIVE SETTING UP

Setting up is key to the successful use of your machine. DELTIS sprayers are equipped with a setting up area in which everything is centralised and ideally positioned for you to prepare your treatment.

### MANUSET: SIMPLICITY

- Only 3 main manual valves
- Suction and external delivery.

### DILUSET: RINSING WITHOUT LEAVING THE CAB

- Motorised suction valve for controlled filling
- Rinsing controlled from the cab
- Suction and external delivery



### 25-LITRE CHEMICAL INDUCTION BOWL

Completely safe spray mixture preparation

Cleaning: equipped with a rotary washer and bottle rinser: bottle cleaning is guaranteed and optimised.

Rapidity: the venturi suction system ensures quick product incorporation, including products in powder form.

35-litre chemical induction bowl optional.



# ... AND EASY TO SERVICE!

Sprayer servicing is also a key point to guarantee continued high-quality spraying. DELTIS sprayers guarantee easy access to the various servicing points while continuing to ensure high-quality spraying.



## TRIPLE FILTRATION

The DELTIS sprayer circuit is designed with triple filtration, because it is important that spraying liquids are of the highest possible quality prior to being deposited on the target.

Strainer filter on the manhole.



Suction filter on the pump intake.



Bowl filter on each boom section.



## PISTON-DIAPHRAGM PUMPS

- 125 and 165 L/min piston-diaphragm pumps perfectly adapted to corrosive products.
- Constant flow, even with low pressure.
- Excellent accessibility for quick and easy periodic servicing.



# A PARALLELOGRAM, JUST LIKE ON BIGGER MODELS!



OPTILIFT is the keystone of DELTIS mounted sprayer design. Nowadays, many manufacturers of trailed and self-propelled sprayers have swapped sliding mast lifting systems in favour of parallelogram lifting systems. DELTIS mounted sprayers have naturally followed this trend by proposing OPTILIFT which features a parallelogram lifting system, essential to sprayer performance.



## COMFORT, STABILITY AND RELIABILITY!



### SUSPENSION BOTH ON THE ROAD AND IN THE FIELD

The OPTILIFT parallelogram is not just a boom lifting solution; its boom supports and hydropneumatic suspension provide complete boom protection both during transport and in the field with excellent flexibility. The boom is protected while driving comfort is increased.



### HIGH AMPLITUDE IN TERMS OF WORKING HEIGHT

With its 2.5 m working height (coupled to the tractor), the OPTILIFT parallelogram significantly lifts the boom for work with tall crops.

### INCREASED RELIABILITY!

This simple technical solution integrates only rotary arm movements around the joints, with no sliding or friction, thus providing reduced servicing and improved reliability.

## KUHN “+” POINTS OF OPTILIFT

1. Boom suspension during transport
2. High working height (2.5 m when coupled)





## MAINTAIN BOOM STABILITY!

Boom stability is one of the most important factors for high-quality spraying.

Keeping the boom at the correct height in relation to the spraying target is essential to limit drift.

Boom suspension therefore plays an important role in the quality of your spraying.

### TRAPEZIA SUSPENSION: SIMPLE AND EFFICIENT

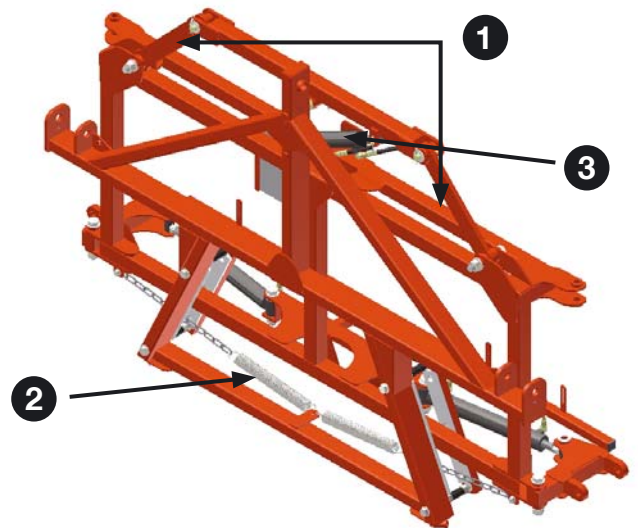
Specially designed for MTS2, RHPM and MTA3 booms, a TRAPEZIA suspension is perfectly adapted for DELTIS sprayers. Its main advantage: It has a built-in automatic mechanical tilt corrector as standard.

#### Main specifications

1. 2 stabilizing links
2. Automatic mechanical tilt corrector
3. Hydraulic tilt corrector (optional)

#### Available on the following booms:

- MTS2
- RHPM
- MTA3



### EQUILIBRA3D SUSPENSION: FOR USE UNDER INTENSIVE CONDITIONS!

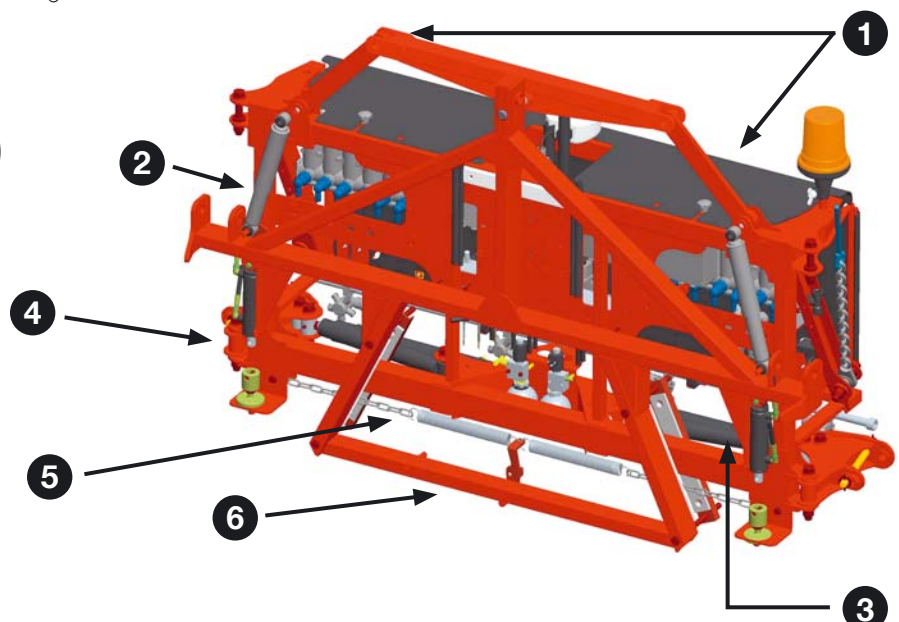
Designed for working under intensive and special conditions (high speed), EQUILIBRA suspension integrates independent anti-whiplash devices as standard, to protect the boom when cornering or for high accelerations/ decelerations.

#### Main specifications

1. A pendulum link system
2. Centre frame shock absorbers
3. Anti-whiplash cylinders (independent Left/Right)
4. Hydraulic centre frame locking (for asymmetric work)
5. Automatic mechanical tilt corrector
6. Hydraulic tilt corrector

#### Available on the following booms:

- RHPA
- MEA3





## MTS2 STEEL BOOM: Simplicity!

With its robust steel design, this boom is made to last.

- 15, 16 and 18 m
- Jet protection over the entire boom width
- 3D safety
- Compact folding
- Stainless steel pipe as standard
- Quadrijets as standard



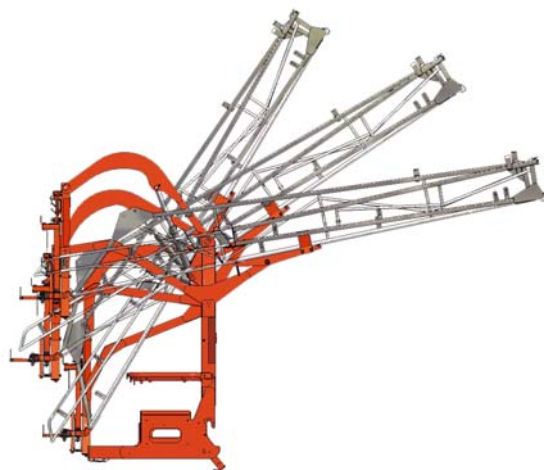
## RHPM and RHPA BOOMS

The major benefits of these aluminium booms are a tried-and-tested structure, simple kinematics and quick unfolding.

RHPM and RHPA booms are equipped with the following points:

- 2 aluminium arms with jets protected over the entire width
- Stainless steel pipe and quadrijets as standard
- 3D safety as standard
- RHPM with TRAPEZIA suspension, from 20 to 24 m
- RHPA with EQUILIBRA suspension, from 20 to 24 m

With lateral booms, the OPTILIFT parallelogram enables you to position the boom as you require.



## KUHN “+” POINTS: aluminium for booms over 18 m

Aluminium is a material that is becoming increasingly widespread in our daily lives. Why? Aluminium naturally provides many advantages. This is why, since 1986, KUHN proposes aluminium only on booms over 18 m:

- Natural resistance to corrosion: a crucial point when using crop protection products and fertilisers.
- Density 2.7 times lower than steel: a more robust boom, and lighter!







# COMPACT BOOMS? LIMIT THE NUMBER OF JOINTS!

So many compact booms available on the market have a vertical folding system, with a large number of joints, significant rear overhang...

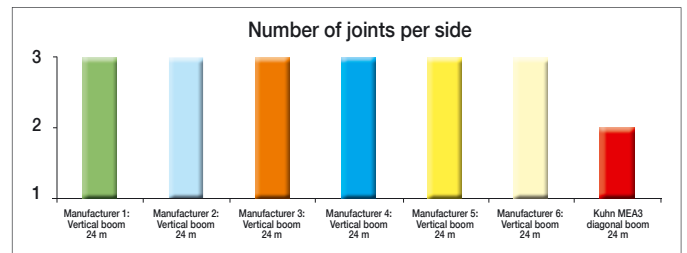
With MTA3 and MEA3 booms, KUHN do not offer lateral or vertical unfolding... but diagonal unfolding, to limit the number of joints while retaining a compact design.

## ONLY 2 JOINTS: RELIABILITY AND STABILITY

As for structure reliability, in spraying design boom joints are often synonymous with whiplash. Whiplash therefore increases with the number of joints.

With MTA3 and MEA3 aluminium booms, KUHN has chosen to keep the number of joints down to a minimum.

Moreover, they are locked specifically to reduce any whiplash effect. Boom stability is improved, as is its reliability!



## MTA3 & MEA3:

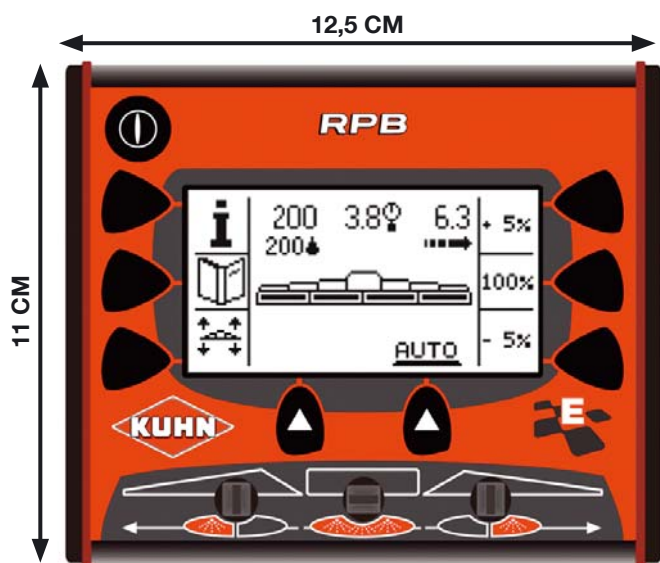
- 20, 21 and 24 m (MTA3 not available in 24 m)
- EQUILIBRA suspension (MTA3 with TRAPEZIA suspension)
- 3 aluminium arms
- Exclusive DIAGONAL folding
- 3D safety with front/rear jet protection
- Stainless steel pipe
- Quadrijets as standard





# THE SMART SPRAYER!

KUHN electronic solutions, with BUSCAN technology on DELTIS sprayers, provide excellent versatility and increase both spraying accuracy and driving comfort. Discover the farming of the future.



BUS-CAN RPB UNIT



BUS-CAN DPS BOX

## RPB: compact, simple and efficient

The RPB electronic unit automatically adapts the quantity of spraying product to the speed of the tractor (DPAE regulation). Only the important information is displayed on the working screen (Dose/Ha, Pressure and Speed).

While spraying, the operator can:

1. Modulate the dose
2. Open and close sections sequentially
3. Switch on boom lights

The boom folding and unfolding control via a function selector is integrated directly into the unit.

## DPM regulation with DPS box

- Sequential section opening/closing
- Electric general opening
- Pressure setting from the cab
- Hydraulic function control







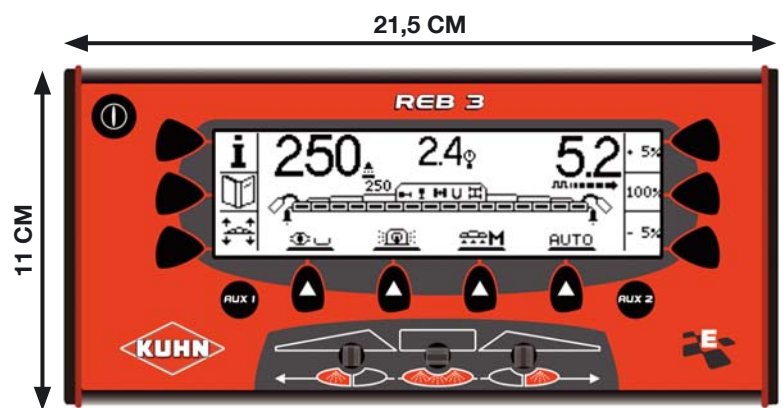
# ESSENTIAL FOR SPRAYING ACCURACY

## REB3 UNIT

The REB3 unit groups together all sprayer functions. Adapted to the accuracy of crop protection work, it was designed to be as easy to use as possible, with good ergonomics.

### All functions integrated into the REB3 unit

- DP&AE regulation
- Sequential section opening/closing
- Worklights and Revolving light
- Automatic filling
- Boom hydraulics via selector
- H-MATIC: boom height at the headland (associated with CH10)
- GPS Section Control
- Jets offset at boom-end
- Rinsing from the cab



### Hydraulic boom control: 2 possibilities

Functions	Hydraulic connection	Unit in cab
<ul style="list-style-type: none"> <li>• Arm opening (two-stage max.)</li> <li>• Tilt correction</li> </ul>	<ul style="list-style-type: none"> <li>• 1 single-acting valve</li> <li>• 1 double-acting valve</li> </ul>	<ul style="list-style-type: none"> <li>• Integrated into the regulation unit (DPS, RPB or REB3)</li> </ul>
<ul style="list-style-type: none"> <li>• Arm opening (asymmetry possible)</li> <li>• Tilt correction</li> <li>• Variable geometries</li> <li>• Controllers (H-Matic)</li> </ul>	<ul style="list-style-type: none"> <li>• 1 SA + return or 1 DA</li> </ul>	<ul style="list-style-type: none"> <li>• Addition of the CH10 unit</li> </ul>



## KUHN “+” POINTS

Keep one eye on the information that is important to you while you work. It is very easy to read and clearly displayed in large letters.

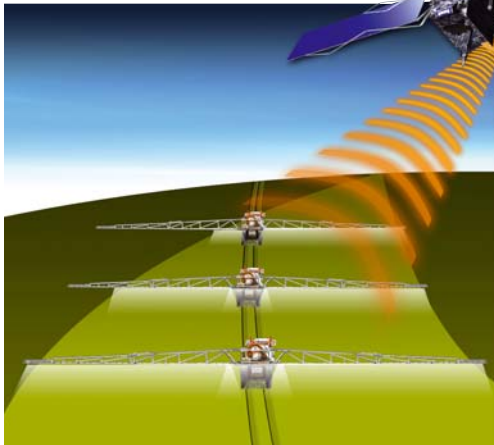
The following information on a single screen:

- Dose applied, and dose selected
- Theoretical pressure
- Forward speed.





## DESIGNED FOR SPRAYING DOWN TO THE SMALLEST DETAILS!



### SPEED SENSOR VIA GPS

Equipped with a GPS antenna, your sprayer will be capable of measuring the forward speed itself. The wheel sensors on your farm's tractors may be discontinued.

With this sensor, slippage is taken into account, providing improved regulation quality.

### GPS SECTION CONTROL

The GPS section control system enables you to cut off sections automatically in areas that have already been sprayed. This system offers you comfort and accuracy.



### PPE LOCKER

Personal protective equipment is compulsory for your safety during your spraying work. This watertight locker enables you to keep your PPE in good condition and in a handy location.



### WORK UNDER OPTIMUM CONDITIONS: WORK LIGHTS

To make the most of optimum spraying conditions (low temperature and high hygrometry), night work is possible. 1 LED lamp is positioned under the boom on each side for perfect spraying control, even at night.



### THINK OUTSIDE...

To clean the sprayer in the field, an automatic 1.5 m hose reel with manual spray gun is positioned near the boom.



	<b>DELTIS 1000</b>		<b>DELTIS 1200</b>
Nominal tank capacity (L)	1000		1200
Actual tank capacity (L)	1080		1260
Rinsing tank (L)	100		
Pump (L/min)	PM 125 - 165		
Boom type	Steel and Aluminium with hydraulic folding		
Boom width (m)	14 to 24		
Incorporator with bottle rinser (L)	25-litre - as standard (35-litre optional)		
Tank rotary washers	1 – as standard		
Setting up	Manuset - Diluset		
Regulation (Unit)	DPM - DPS DPAE - RPB/REB3/VISIOREB		
Dimensions	DELTIS 1000 MTS2 15 m	DELTIS 1000 MTA3 21 m	DELTIS 1000 MEA3 24 m
Height A (m)	3.24	3.35	3.65
Length B (m)	2.08	2.4	2.6
Width C (m)	2.46	2.55	
Unladen weight (kg)	1245	1265	1310

**EQUIPMENT AS STANDARD:**

Rear road signaling equipment and identification plates (according to model and country) - Filtering strainer - Two sets of filters for suction and sections - Universal drive - Inductive speed sensor (to be assembled on the transmission shaft) - 12V supply harness connected directly to the battery.

## \* KUHN SERVICES

## BENEFITS TO HELP YOU GET MAXIMUM USE AND PROFITABILITY FROM YOUR EQUIPMENT

\* Some services are not available in all countries.

**KUHN sos order**

### WITH KUHN SOS ORDER, RECEIVE YOUR PARTS ALL YEAR ROUND\*

Express delivery! You are sure of getting the spare parts you need every day of the year - including weekends and bank holidays. With Kuhn SOS Order, downtimes are kept to a minimum and your productivity is preserved.

\* except for 1<sup>st</sup> January, 1<sup>st</sup> May and 25th December.

**KUHN protect +**

### WITH KUHN PROTECT +, WORK WITH TOTAL PEACE OF MIND!

36 months' cover with all the safeguards provided by the warranty! With Kuhn protect +, you can concentrate exclusively on your job while enjoying maximum performance from your machine. Because investing in equipment with the latest modern technology is also a way of being more efficient in all your work.

**KUHN i tech**

### WITH THIS EXPERTISE YOU ARE ALWAYS ONE STEP AHEAD

An unexpected technical hitch always occurs at the wrong time. Thanks to Kuhn I TECH, your Kuhn Approved Partner can get you up and running again quickly and efficiently. This 24/7 online service diagnoses the problem quickly and accurately.

**KUHN finance**

### WITH KUHN FINANCE, INVEST WITH AN EASY MIND WITH YOUR VERY OWN FINANCE PLAN

Purchase new, more productive equipment and optimise your cash flow and tax situation! With Kuhn Finance, you can modernise your equipment and develop your farm steadily, according to your needs and requirements. Our plans are tailored to meet your needs.





OPTIS OMNIS DELTIS ALTIS 2 PF

# KUHN MOUNTED SPRAYERS IN BRIEF

## Technical specifications

	OPTIS/OMNIS	DELTIS	ALTIS 2	PF
Tank capacity (L)	600/800/1000/ 1200	1000/1200	1500/1800/2000	1000/1500
Boom width (m)	9 to 16	14 to 24	14 to 28	-
Regulation	PC / DPM / DPME / PAE	DPME/DPAE		-
Boom lifting system	Fixed / Hydraulic sliding mast	OPTILIFT parallelogram		-
Boom suspension	◇	TRAPEZIA or EQUILIBRA		-
Product incorporator	◇	◆	◆	◇
Rinsing tank	◇	◆	◆	◆

◆ standard equipment

◇ optional equipment

- unavailable

OPTIS / OMNIS

DELTIS

ALTIS 2

PF



For more information about your nearest  
KUHN dealer, visit our website  
[www.kuhn.com](http://www.kuhn.com)

YouTube

Visit us  
on our YouTube channels.



[www.kuhn.com](http://www.kuhn.com)

Your KUHN dealer

### KUHN BLANCHARD SAS

24 rue de Nantes - 44680 CHÉMÉRÉ - FRANCE

### KUHN NORTH AMERICA, INC.

1501 West Seventh Avenue - P.O BOX 0167 -  
Brodhead, WI 53520 - USA

### KUHN FARM MACHINERY PTY. LTD

313-325 Foleys Road - Deer Park, VIC, 3023 - AUSTRALIA

### KUHN FARM MACHINERY (U.K.) LTD

Stafford Park 7 - GB TELFORD/ SHROPS TF3 3BQ

Information given in this document is only for information purposes and is non-contractual. Our machines are in compliance with regulations in force in the country of delivery. In our literature, and for improved illustration of certain details, some safety devices may not be in operating position. When operating these machines, these devices must be in position in accordance with the requirements indicated in the operator's manuals and assembly manuals. Respect the tractor gross vehicle weight rating, its lift capacity and maximum load per axle and tyres. The tractor front axle load must always comply with the regulations of the country of delivery (In Europe, it must reach minimum 20% of the tractor net weight). We reserve the right to change any designs, specifications or materials listed without further notice. Machines and equipment in this document can be covered by at least one patent and/or registered design. Trademarks cited in this document may be registered in one or several countries.

You will also find  
KUHN on

